
CATÁLOGO

Tableros de Protecciones
(GS45)



CARACTERÍSTICAS

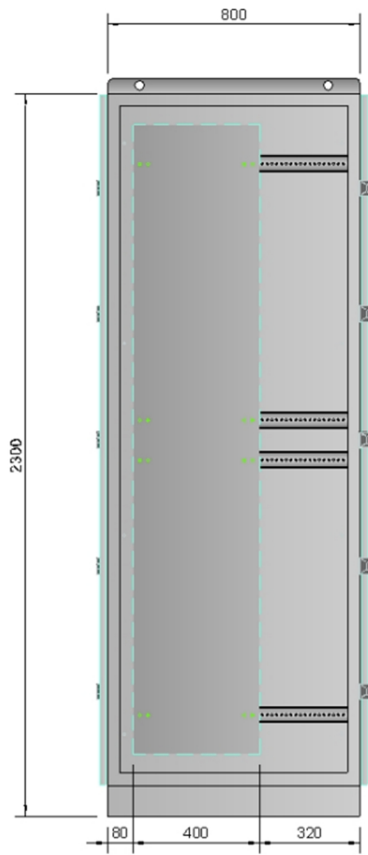
- Piezas de izaje
- Barra de tierra
- Uso interior Nema 12
- Luz interior con micro interruptor
- Girlo limitador en puertas exteriores
- Piso con resaques definidos por el cliente
- Manija con llave con cierre en tres puntos
- Puertas enbizagradas con Lexan de 3mm
- Zoclo de 100 mm de altura para cableado
- Techo con resaques definidos por el cliente
- Fabricado con lámina rolada en frio calibre 12 o 10



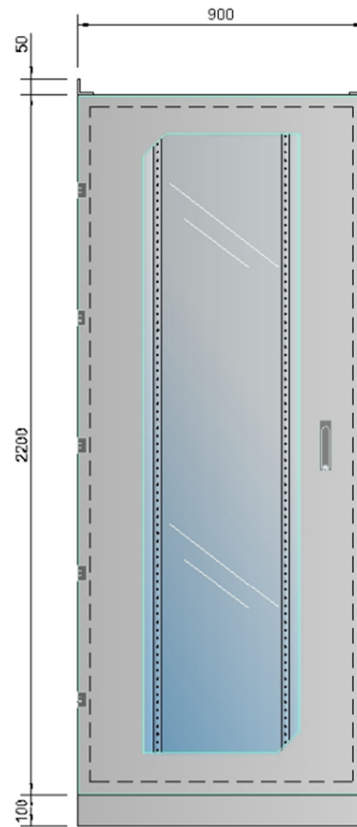
VENTAJAS

- Construido y diseñado bajo la norma más reciente CFE V67000-62.
- Construcción sistemática para mayor flexibilidad en aplicaciones especiales.
- Paneles laterales removibles.
- Doble fondos principales corredizos.
- El acabado será en pintura electrostática, previo tratamiento de desengrasado y fosfatizado.
- Tornillería tropicalizada
- Stock de secciones completamente iluminadas
- Herramientas en Internet para seguimiento de producción y ordenes de compras.

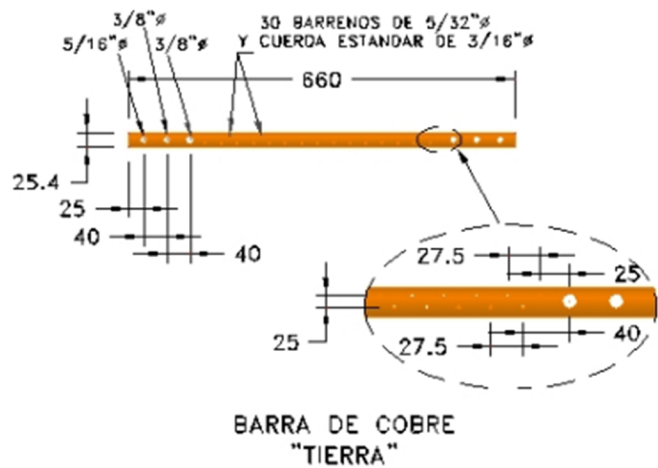
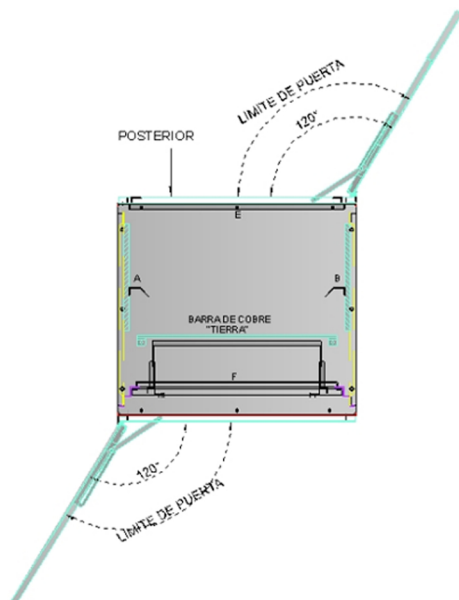
VISTA LATERAL



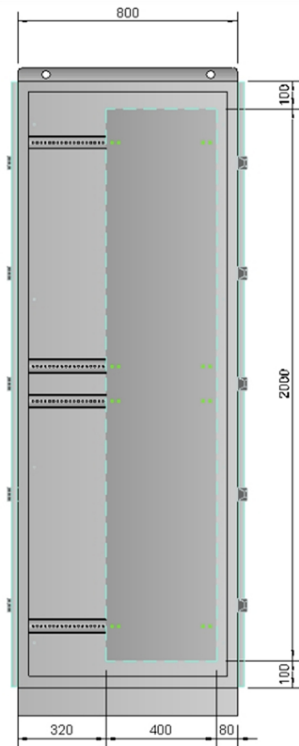
VISTA FRONTAL



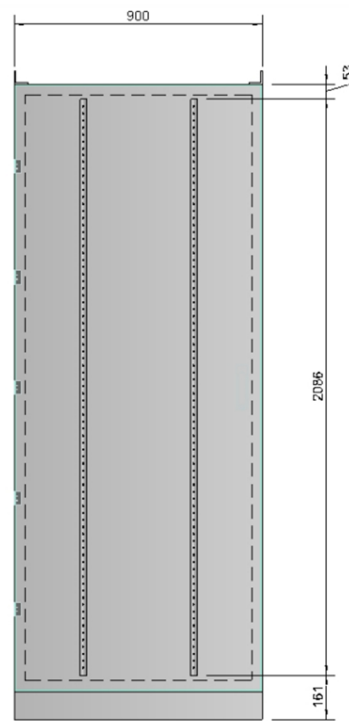
VISTA DE PLANTA



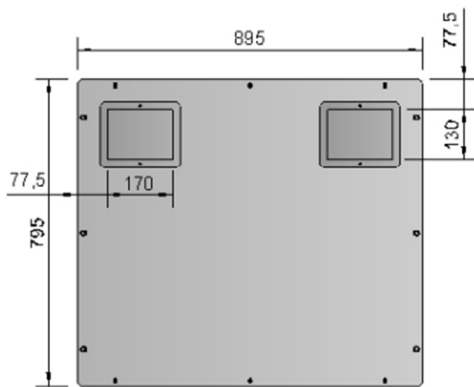
GS45T1 SIMPLEX



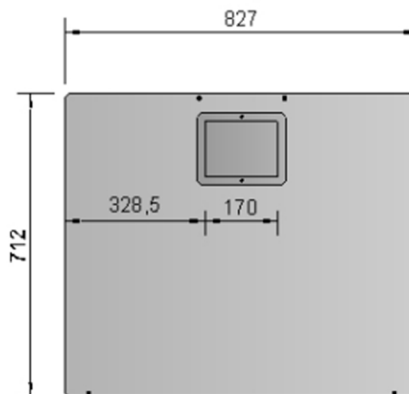
VISTA FRONTAL



VISTA POSTERIOR



TECHO

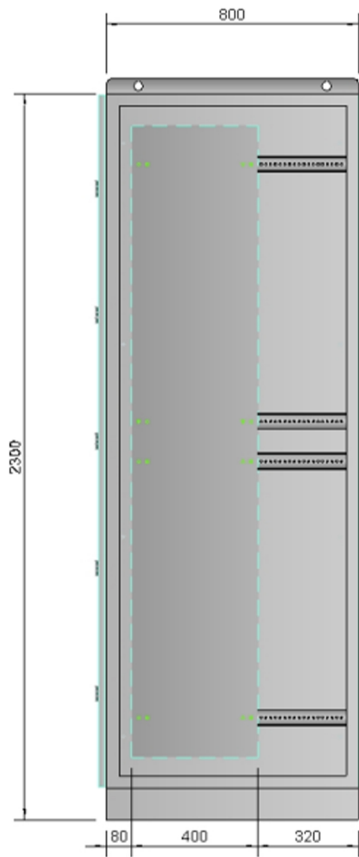


PISO

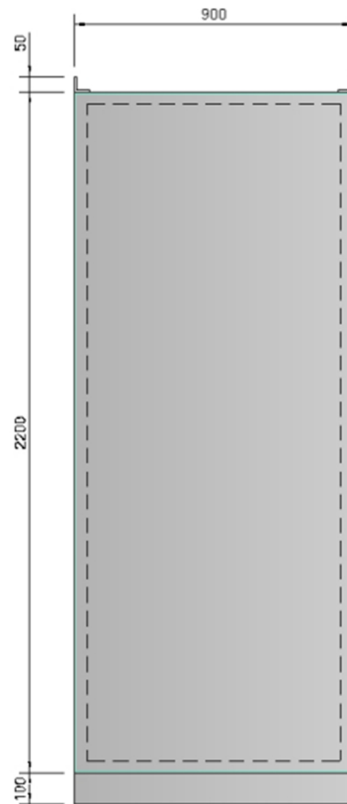
DIMENSIONES (mm)			
GS45T1	A	B	C
F1	2300	800	800
F2	2300	900	800

DOBLE FONDO LATERAL A (mm)		
GS45T1	A	B
A1	400	2000

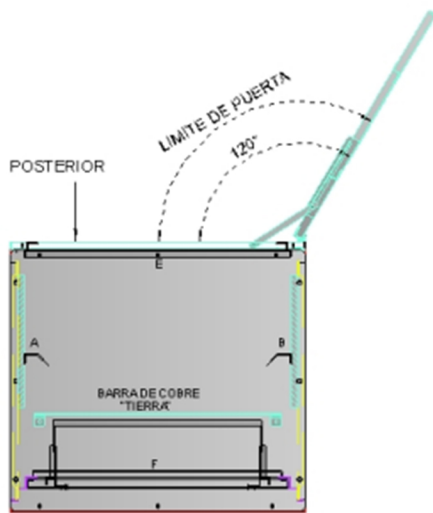
VISTA FRONTAL



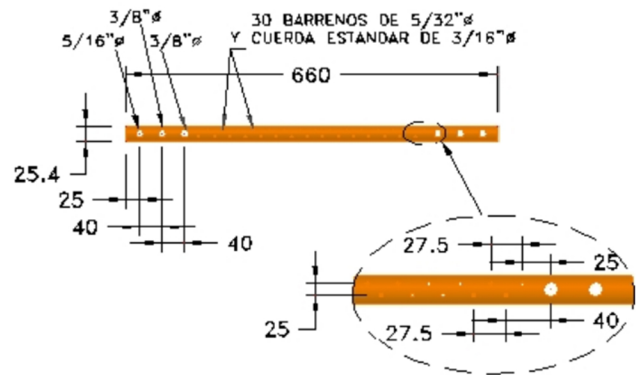
VISTA POSTERIOR



VISTA DE PLANTA

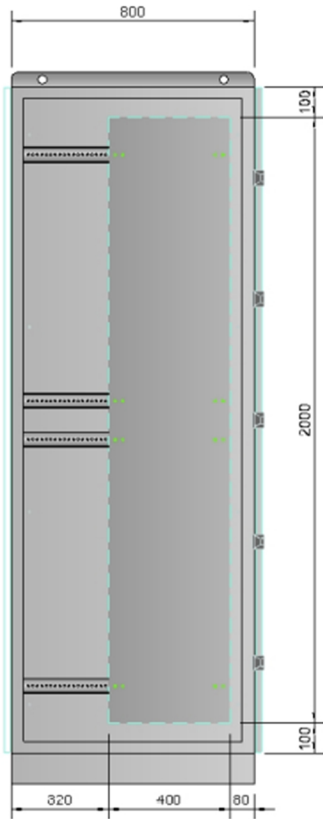


BARRA DE COBRE "TIERRA"

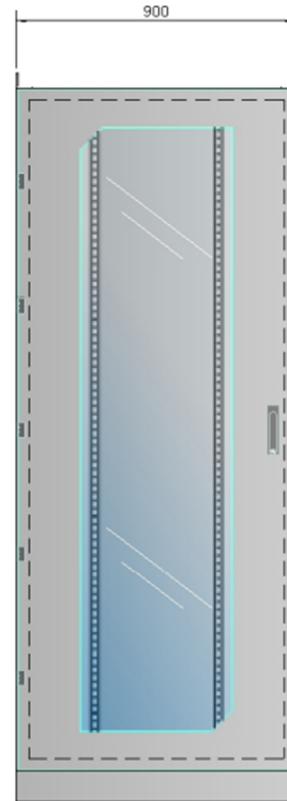


GS45T1 SIMPLEX INTEGRADO

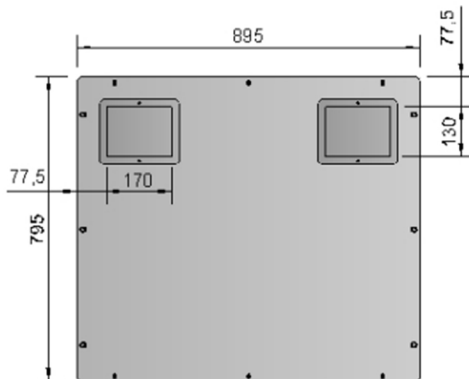
VISTA FRONTAL



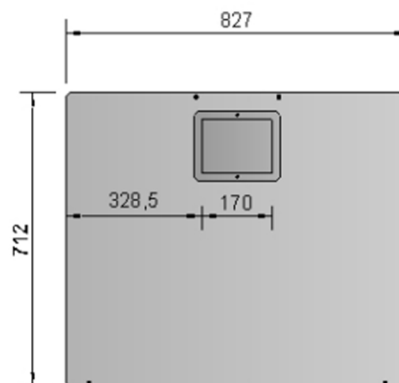
VISTA POSTERIOR



TECHO



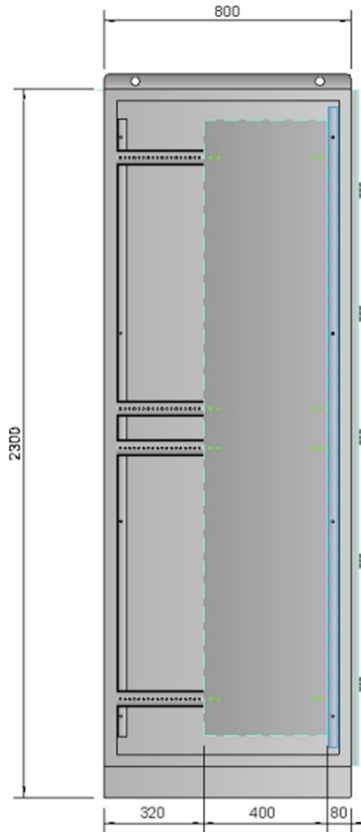
PISO



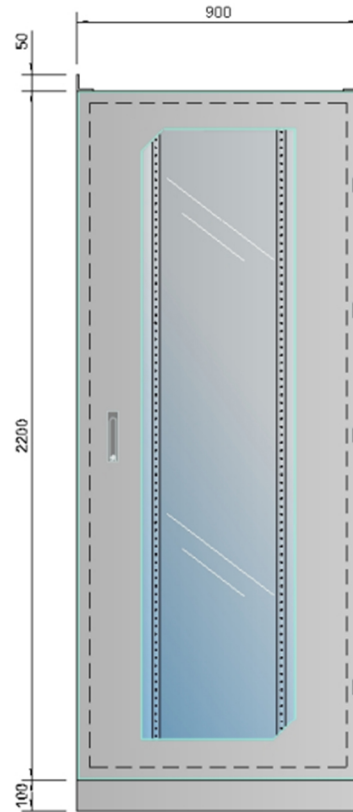
DIMENSIONES (mm)			
GS45T2	A	B	C
F1	2300	800	800
F2	2300	900	800

DOBLE FONDO LATERAL A (mm)		
GS45T2	A	B
A1	400	2000

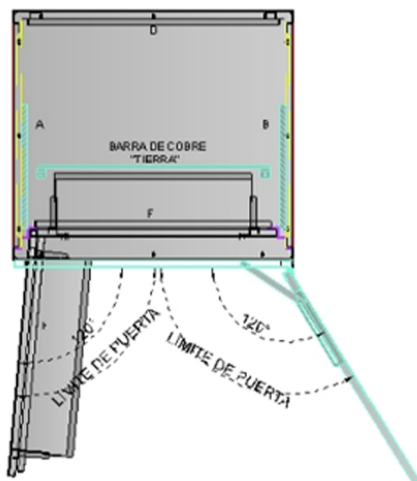
VISTA LATERAL



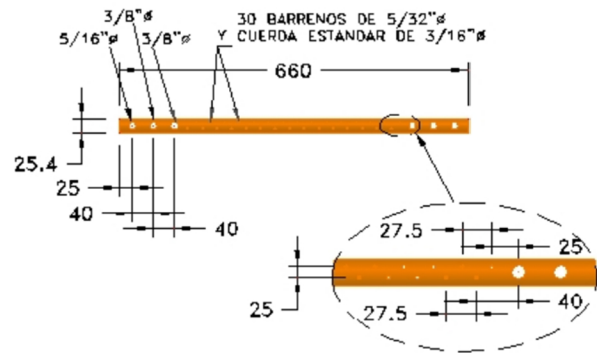
VISTA FRONTAL



VISTA DE PLANTA

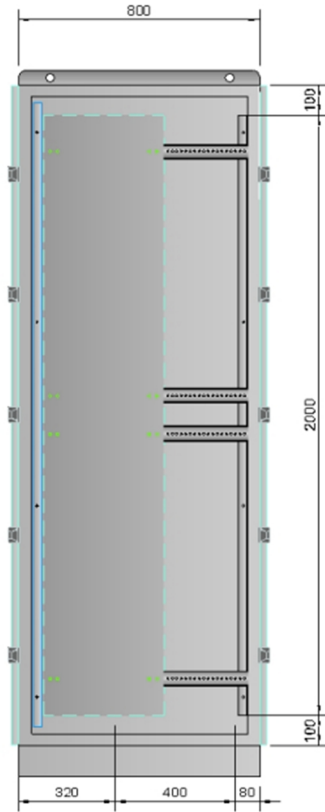


BARRA DE COBRE "TIERRA"

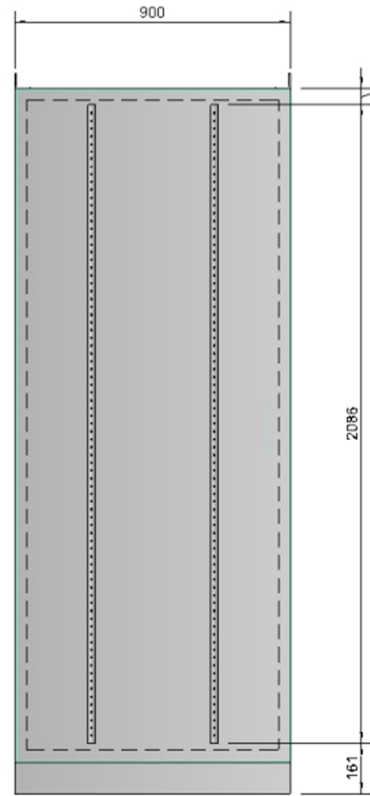


GS45T1 SWING RACK ACCESO FRONTAL

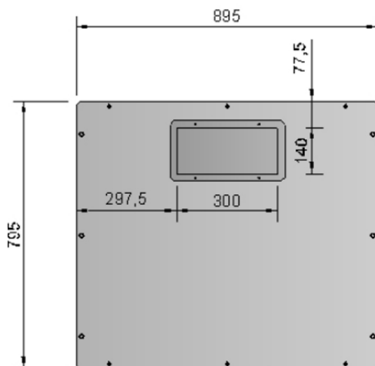
VISTA FRONTAL



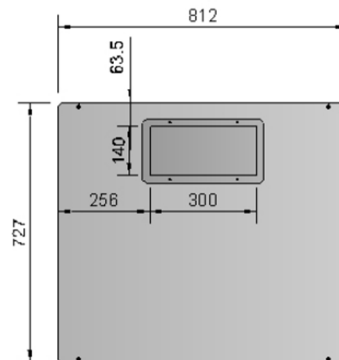
VISTA POSTERIOR



TECHO



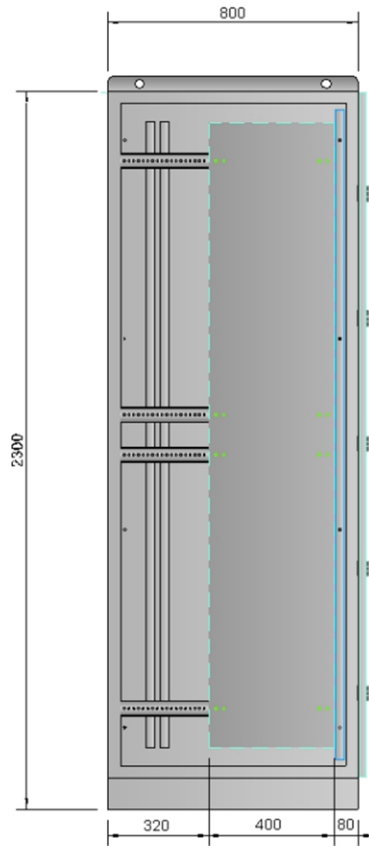
PISO



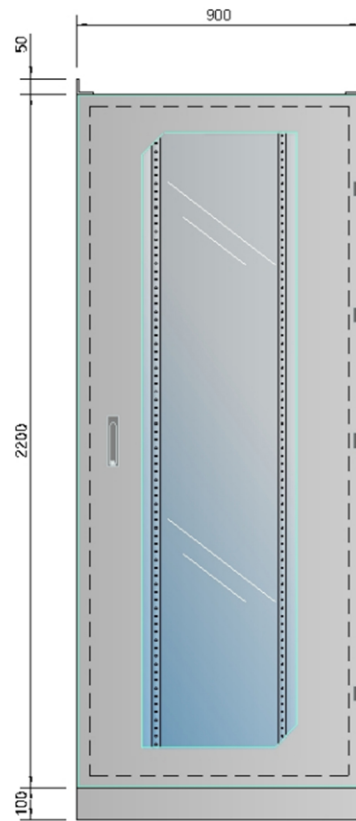
DIMENSIONES (mm)			
GS45T3	A	B	C
F1	2300	800	800
F2	2300	900	800

DOBLE FONDO LATERAL A (mm)		
GS45T3	A	B
A1	400	2000

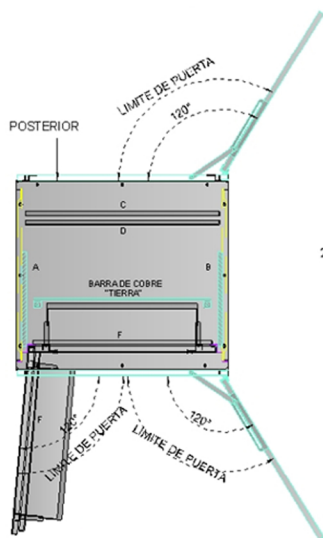
VISTA LATERAL



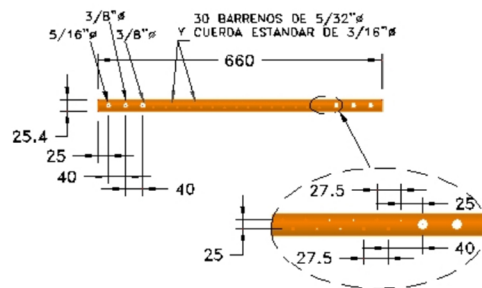
VISTA FRONTAL



VISTA PLANTA

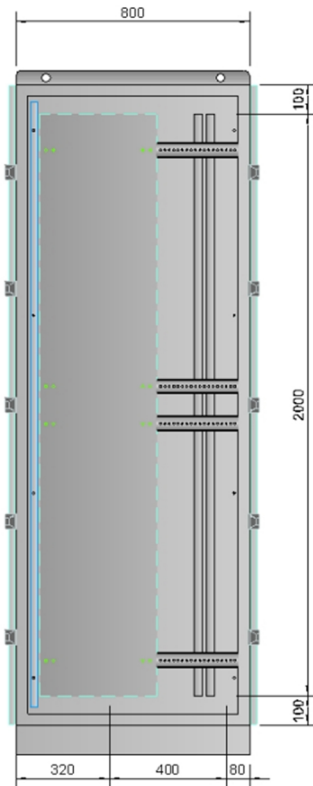


BARRA DE COBRE "TIERRA"

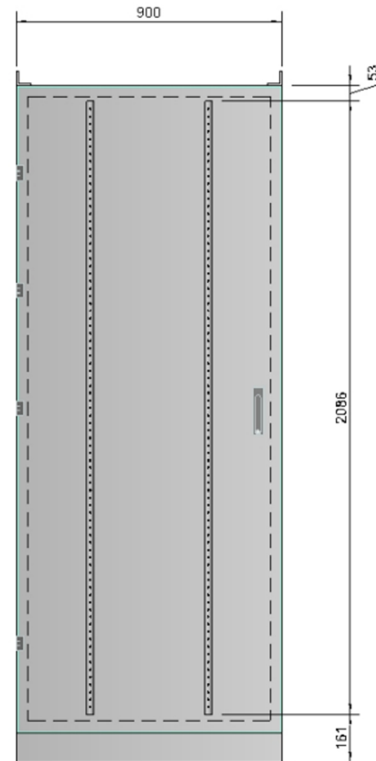


GS45T1 SWING RACK FRONTAL Y POSTERIOR

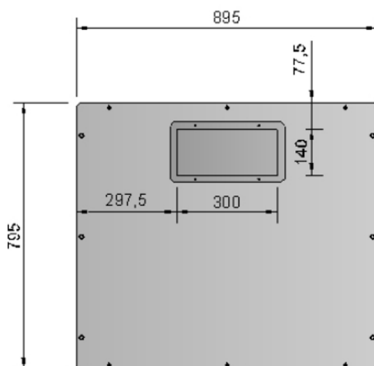
VISTA LATERAL



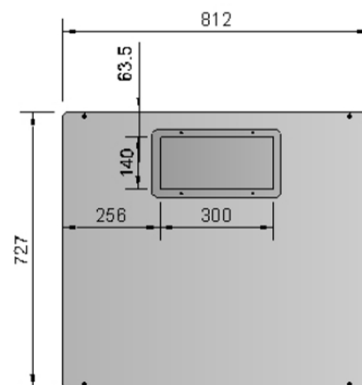
VISTA POSTERIOR



TECHO



PISO

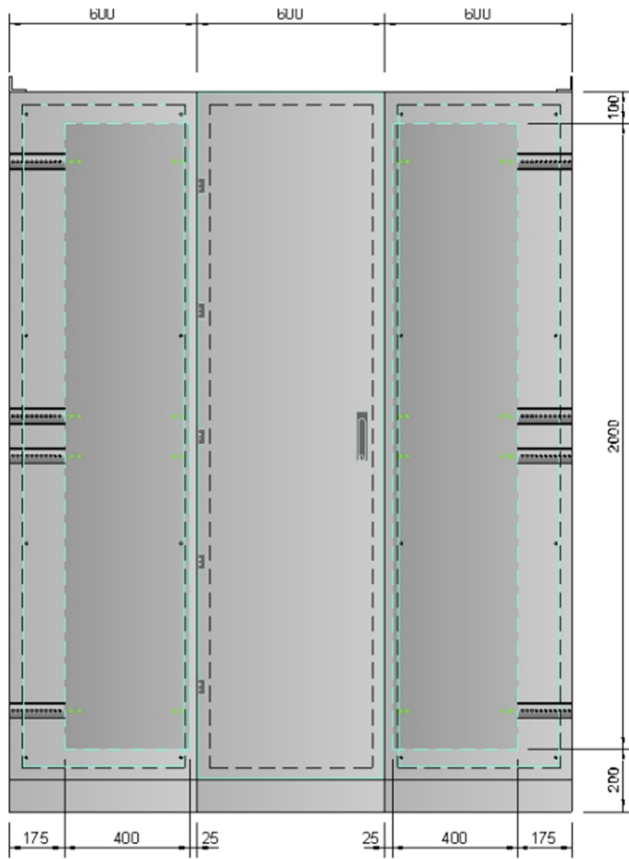


DIMENSIONES (mm)			
GS45T4	A	B	C
F1	2300	800	800
F2	2300	900	800


DOBLE FONDO POSTERIOR C (mm)			
GS45T4	A	B	GAB
C1	710	2000	F1
C2	810	1900	F2

DOBLE FONDO LATERAL A (mm)		
GS45T4	A	B
A1	400	2000

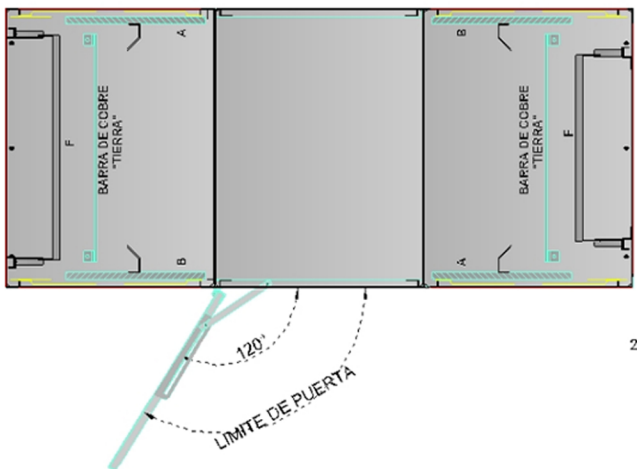
VISTA LATERAL



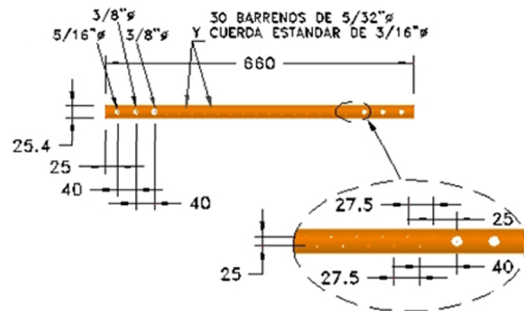
VISTA FRONTAL



VISTA PLANTA

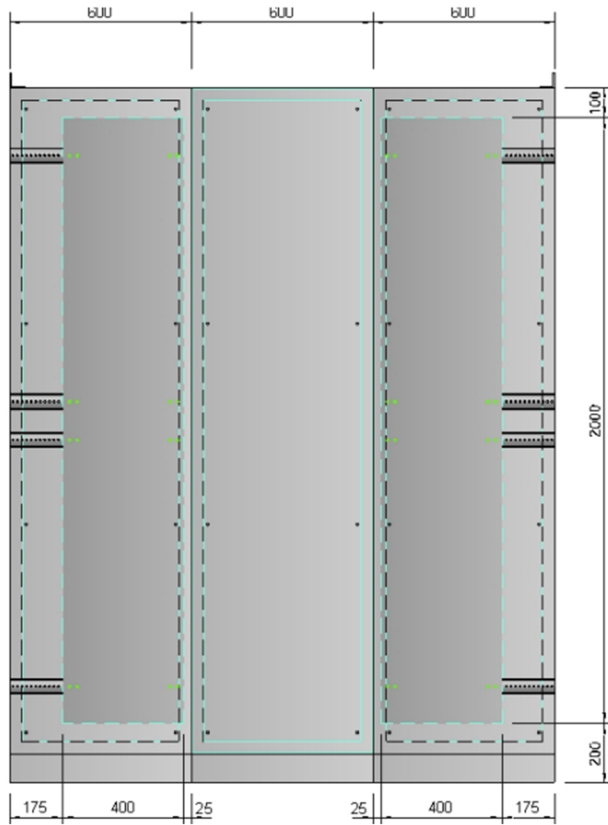


BARRA DE COBRE "TIERRA"

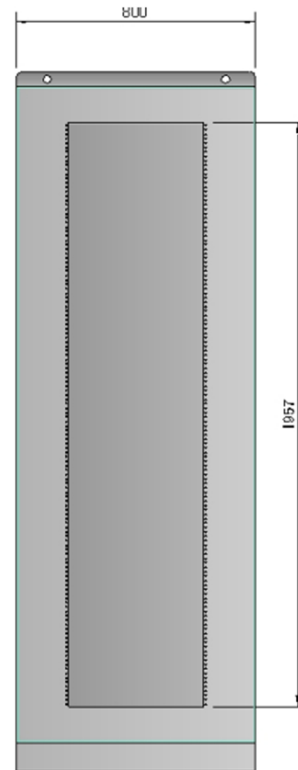


GS45T5 DUPLEX

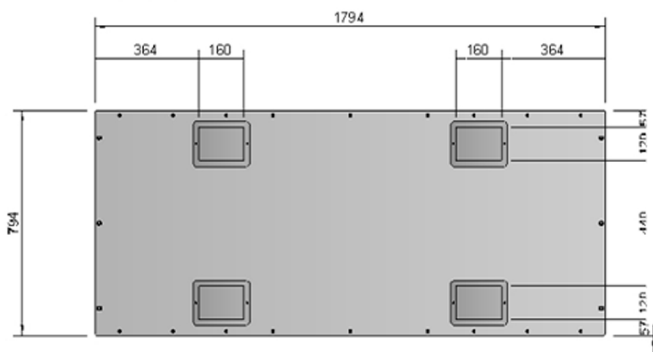
VISTA LATERAL



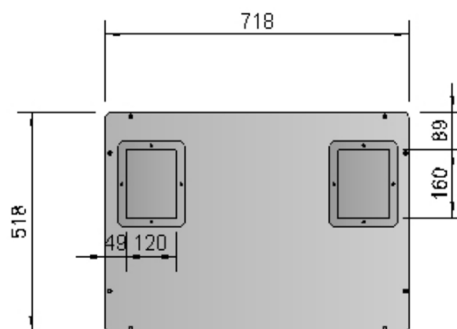
VISTA POSTERIOR



TECHO



PISO



DIMENSIONES (mm)			
GS45T5	A	B	C
F3	2300	800	1800

DOBLE FONDO LATERAL A (mm)		
GS45T5	A	B
A1	400	2000

SELECCIONA DE LAS SIGUIENTES OPCIONES Y APLICA LA OPCIÓN

Ejemplo de número de catálogo: GS45T4F2A1C1

GS45

T		F		A		C	
---	--	---	--	---	--	---	--

↑ ↑ ↑ ↑

TIPO

SIMPLEX	T	1	T
SIMPLEX INTEGRADO	T	2	
SWING RACK ACCESO FRONTAL	T	3	
SWING RACK ACCESO FRONTAL Y POSTERIOR	T	4	
DUPLEX	T	5	

DIMENSIONES

2300 X 800 X 800 MM

2300 X 900 X 800 MM

2300 X 800 X 1800 MM

	F	1	F
	F	2	
	F	3	

DOBLE FONDO LATERAL

400 X 200 MM


	A	1	A
--	---	---	---

DOBLE FONDO POSTERIOR


710 X 2000 MM

810 X 1900 MM

	C	1	C
	C	2	

 **INTEGRA** **GS45**

Orden de Compra:
Total de Unidades Colocadas:
Orden de Trabajo:
Modelo: GS45
Catalogo:
Partida: 12 Sección de
Grado de Protección Nema
Color:
Proyecto:
No. Proyecto:
Subestación:
No. Parte: 030
No. Bom: 720
No. Plano:
Fecha de Embarque:




ESPACIOS UR'S EN RACK



44 UR's
1 UR = 44.45 mm

DIMENSIONES DE UR'S

(EJEMPLOS)



DIMENSIONES DE UR'S

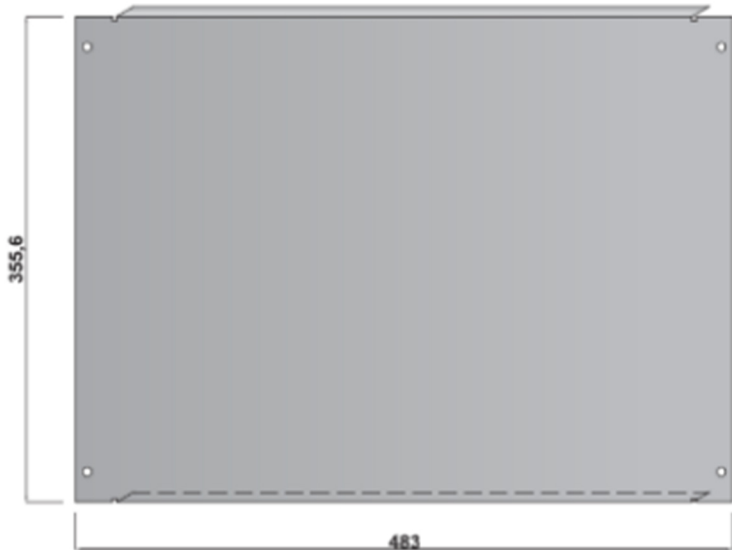
(EJEMPLOS)



6 UR





7 UR



8 UR


DIMENSIONES DE UR'S

(EJEMPLOS)




DIMENSIONES DE UR'S

(EJEMPLOS)



11 UR




12 UR

DIMENSIONES DE UR'S

(EJEMPLOS)



13 UR





14 UR

INFRAESTRUCTURA



INFRAESTRUCTURA



INFRAESTRUCTURA



Para obtener más información, póngase en contacto con su representante local de INTEGRA o visite: <https://integramx.mx/>



Si desea más información, instale un lector de códigos QR en su dispositivo móvil, escanéelo y amplíe los detalles.